

INSTRUCTIONS FOR DISCONNECTING A CITRIX SESSION

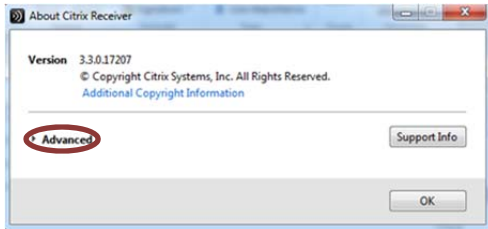
1. Right-click on the Citrix Receiver icon on your taskbar

If the icon is not visible, click the up arrow on the taskbar to view the applications and locate the Citrix icon

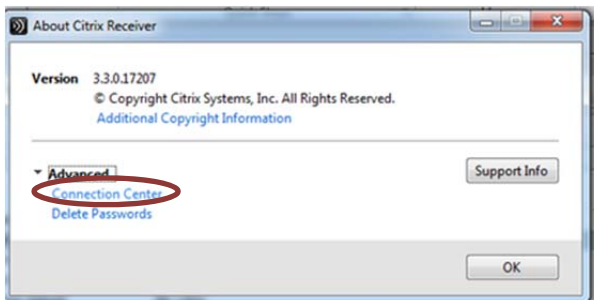
2. Click **About**



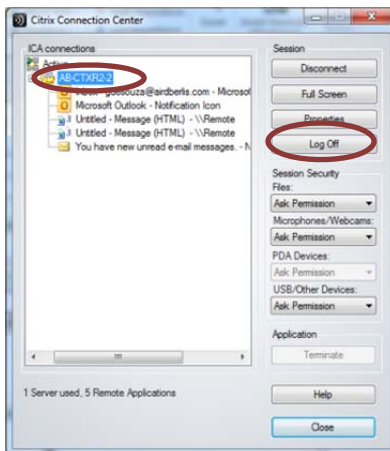
3. Click **Advanced**



4. Click **Connection Center**



5. Click the server name (E.g. AB-CTXR2-2)



6. Click **Log Off**

