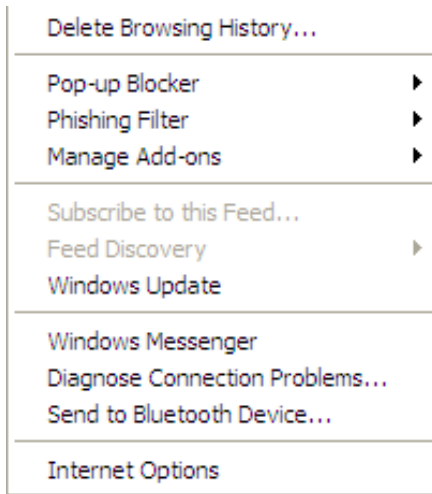


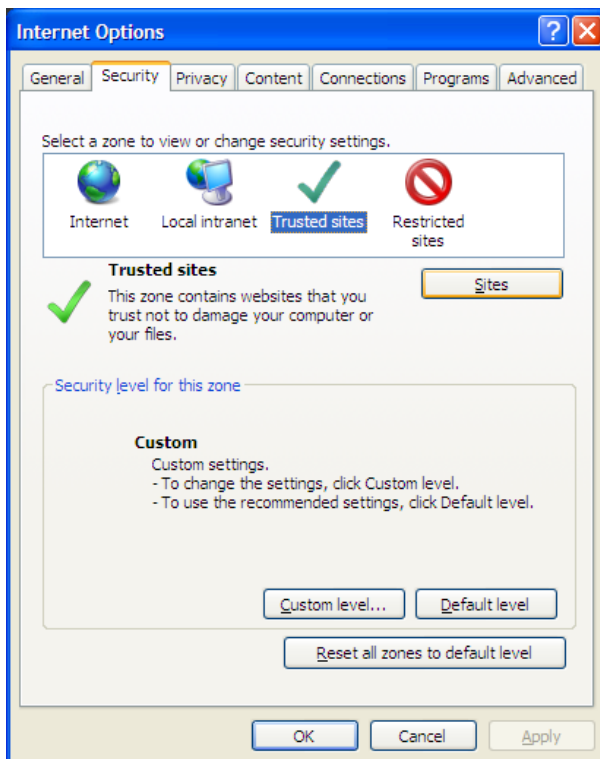
Browser Settings

Internet Explorer

Click Tools, Internet Options

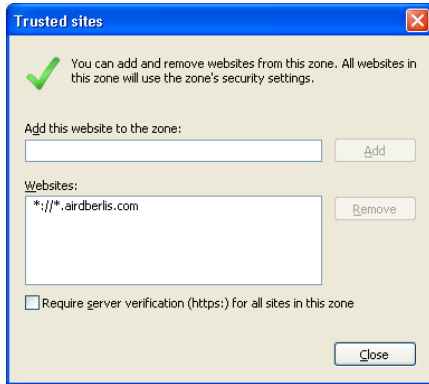


Click the Security Tab, Trusted Sites, and the Sites Button



Uncheck Require Server Verification Checkbox

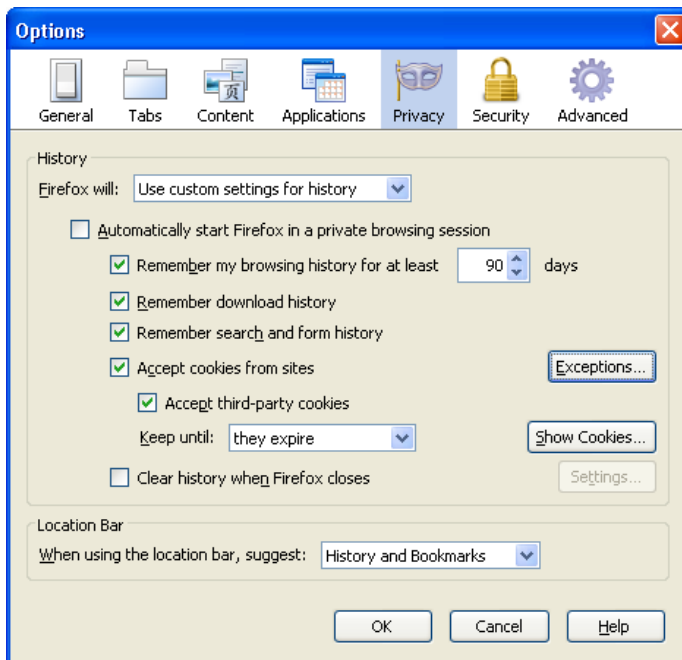
Type https://*.airdberlis.com and Click Add



Firefox 3.6

You can allow trusted sites in Firefox as well. Follow these steps:

Go to Tools, Options, and select the Privacy tab.
Click the Exceptions button.



Type in *.airdberlis.com, and click the Allow button.




Firefox 4.0

Go to www.airdberlis.com

Click Login

Click the Citrix Icon



Click Add Exception



This Connection is Untrusted

You have asked Firefox to connect securely to **remote.airdberlis.com**, but we can't confirm that your connection is secure.

Normally, when you try to connect securely, sites will present trusted identification to prove that you are going to the right place. However, this site's identity can't be verified.

What Should I Do?

If you usually connect to this site without problems, this error could mean that someone is trying to impersonate the site, and you shouldn't continue.

[Get me out of here!](#)

► Technical Details

▼ I Understand the Risks

If you understand what's going on, you can tell Firefox to start trusting this site's identification. **Even if you trust the site, this error could mean that someone is tampering with your connection.**

Don't add an exception unless you know there's a good reason why this site doesn't use trusted identification.

[Add Exception...](#)

Click Confirm Security Exception

Add Security Exception



You are about to override how Firefox identifies this site.
Legitimate banks, stores, and other public sites will not ask you to do this.

Server

Location:

Certificate Status

This site attempts to identify itself with invalid information.

Unknown Identity

Certificate is not trusted, because it hasn't been verified by a recognized authority.

Permanently store this exception

Disabling Client Detection

Once Citrix is installed and you go to login again using Firefox or Google Chrome you may still receive this prompt. If so the step below will allow you to disable it.

Click Skip to Log on



Click Messages



Click here to confirm you have the client

Messages

Showing 1 message(s)

Warning

The Web site is unable to detect the appropriate client on your computer to allow you to access your applications.

[Click here to obtain a client](#)

[Click here to confirm you have a client](#)

